

Signify Classified - Internal
Cooper Lighting Solutions Photometric Lab
1121 Highway 74 South
Peachtree City, GA 30269



Scaled data based on original data using
LM-79-08 Approved Method: Electrical and Photometric Measurements of Solid-
State Lighting Products

Test Report Prepared for
Cooper Lighting Solutions
(formerly Eaton)

Brand: INVUE

Report Number: P868514

Luminaire Tested: **EMM2-HTN-SA3B-750-U-T2U-HSS**

Issue Date: 08/22/2024

Test Information

Test Method: LM-79-08
Report Number: P868514
Test Lab: INNOVATION CENTER(G3)
Issue Date: 08/22/2024
Manufacturer: COOPER LIGHTING SOLUTIONS (FORMERLY EATON)
Product Line: INVUE
Catalog Number: EMM2-HTN-SA3B-750-U-T2U-HSS
Description: EPIC MODERN TALL HOUSING DISCRETE LED ARRAYS 150W 70CRI 5000K
FIXTURE w/ TYPE II URBAN DISTRIBUTION OPTIC AND HOUSE SIDE SHIELD
Light Source: (30) 5000K CCT, 70 CRI LEDS
Ballast/Driver: ELECTRONIC DRIVER

Summary

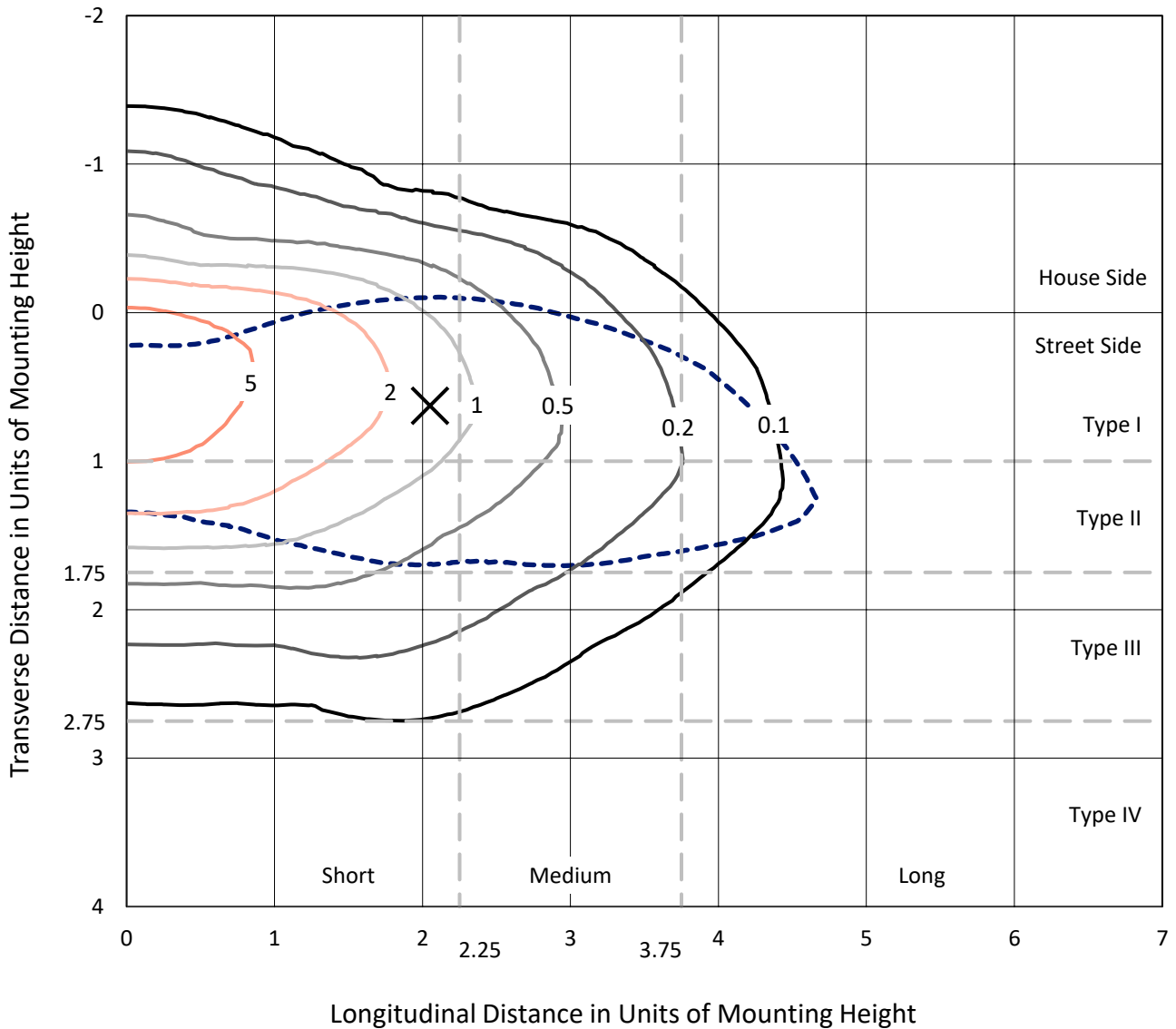
Lumens per Lamp: N/A
Luminaire Lumens: 12758 lumens
Efficiency: N/A
Efficacy: 95.2 lumens/watt
Luminous Opening: Rectangular (W 1' x L: 0.33' x H: 0')
IES Classification: Type II - Short
BUG Rating: B2 - U0 - G2

Input Watts (W): 134
Input Voltage (V): 120
Input Current (A_{in}): NR
Voltage Rise (V): NR
Power Factor: 0.99
Total Harmonic Distortion (THDi): 6.70%
Frequency (hertz): 60
Stabilization Time: NR
Operation Time: NR
Ambient Temperature (°C): NR
Test Distance: 24 FT

REPORT NUMBER: P868514
 CATALOG NUMBER: EMM2-HTN-SA3B-750-U-T2U-HSS

Iso-Footcandle Lines of Horizontal Illumination

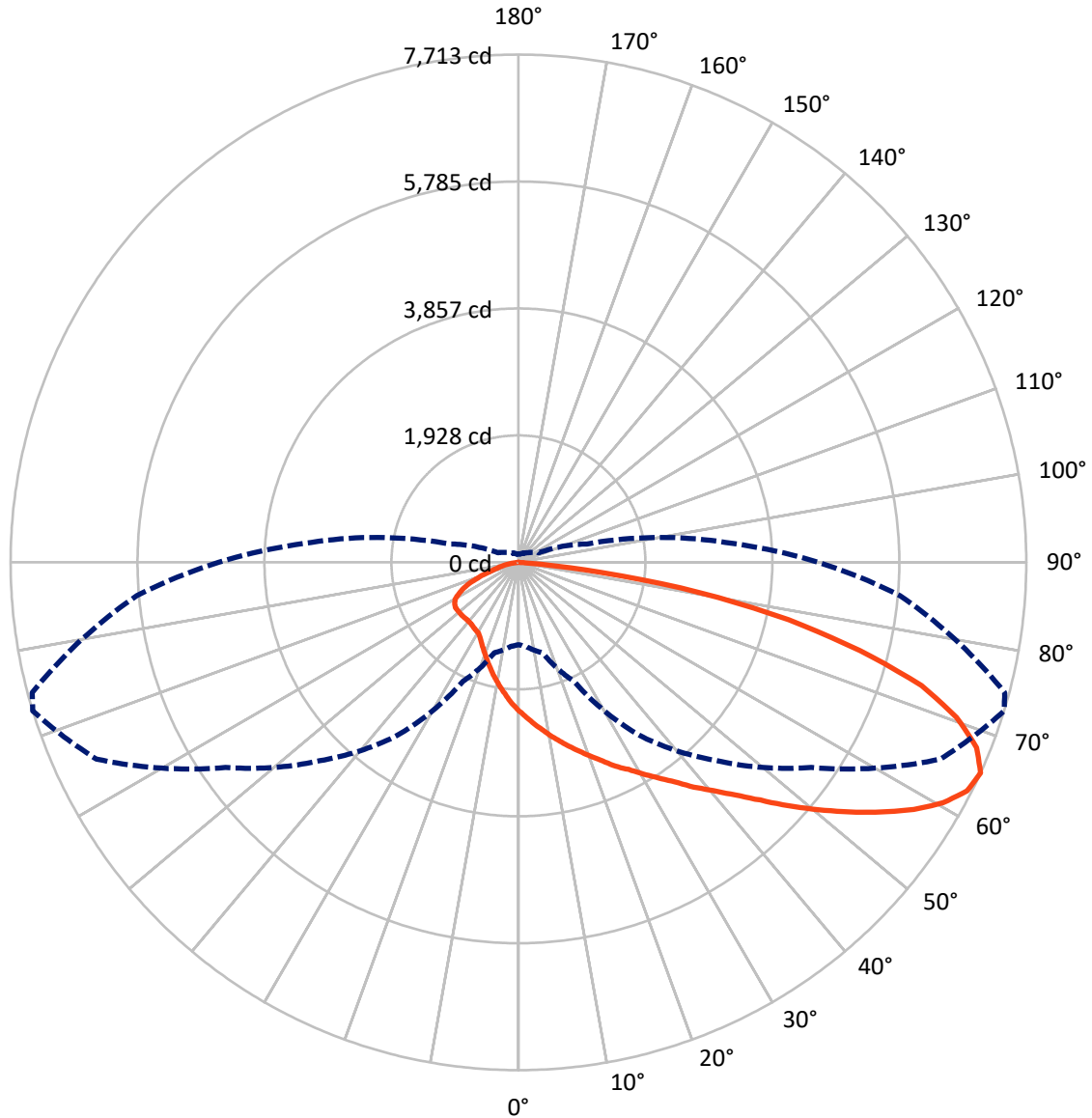
× Max cd
 - - - 1/2 Max cd



Based on 20 foot mounting height. Maximum calculated value = 9.1 fc
 Type II - Short - N/A

REPORT NUMBER: P868514
CATALOG NUMBER: EMM2-HTN-SA3B-750-U-T2U-HSS

Luminous Intensity Polar Plot



— Vertical Plane Through 73-Deg Lateral - - - Horizontal Cone Through 65-Deg Vertical

REPORT NUMBER: P868514

CATALOG NUMBER: EMM2-HTN-SA3B-750-U-T2U-HSS

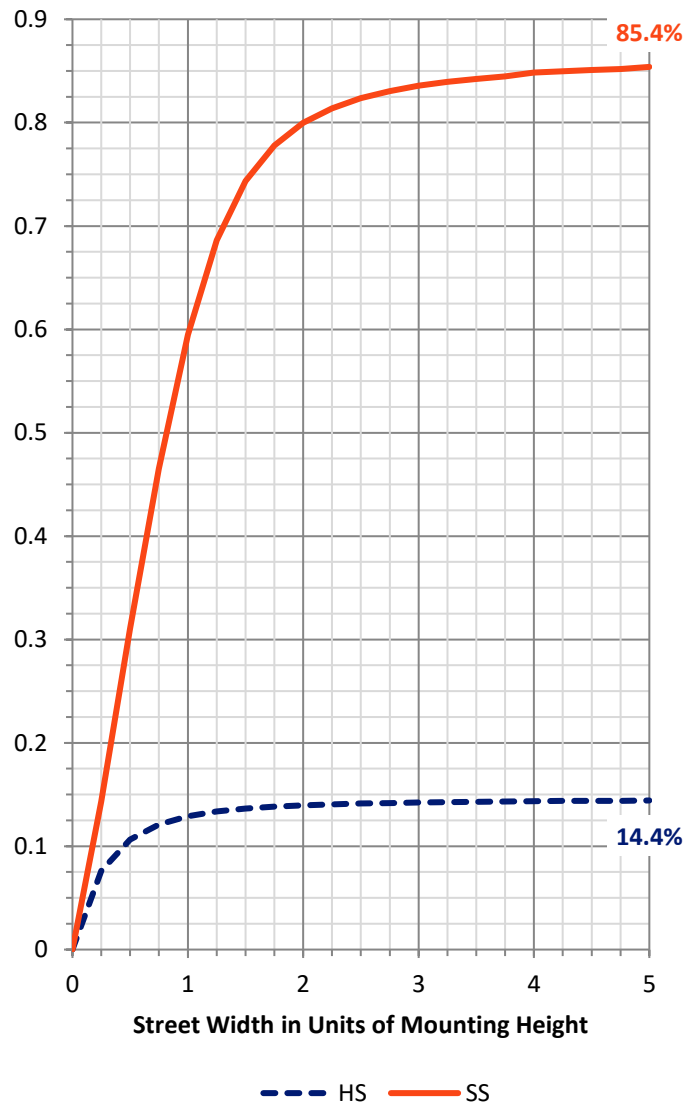
FLUX DISTRIBUTION:

		Downward	Upward	Total
House Side	Lumens	1855.2	0.0	1855.2
	% Fixture	14.5	0.0	14.5
Street Side	Lumens	10902.8	0.0	10902.8
	% Fixture	85.5	0.0	85.5
Total	Lumens	12758.0	0.0	12758.0
	% Fixture	100.0	0.0	100.0

Coefficient of Utilization

ZONAL LUMENS:

Zone	Lumens	% Fixture
0°-10°	218.5	1.7
10°-20°	664.0	5.2
20°-30°	1112.0	8.7
30°-40°	1677.3	13.1
40°-50°	2370.1	18.6
50°-60°	2666.8	20.9
60°-70°	2391.4	18.7
70°-80°	1454.5	11.4
80°-90°	203.5	1.6
90°-100°	0.0	0.0
100°-110°	0.0	0.0
110°-120°	0.0	0.0
120°-130°	0.0	0.0
130°-140°	0.0	0.0
140°-150°	0.0	0.0
150°-160°	0.0	0.0
160°-170°	0.0	0.0
170°-180°	0.0	0.0
0°-90°	12758.0	100.0
0°-180°	12758.0	100.0



REPORT NUMBER: P868514

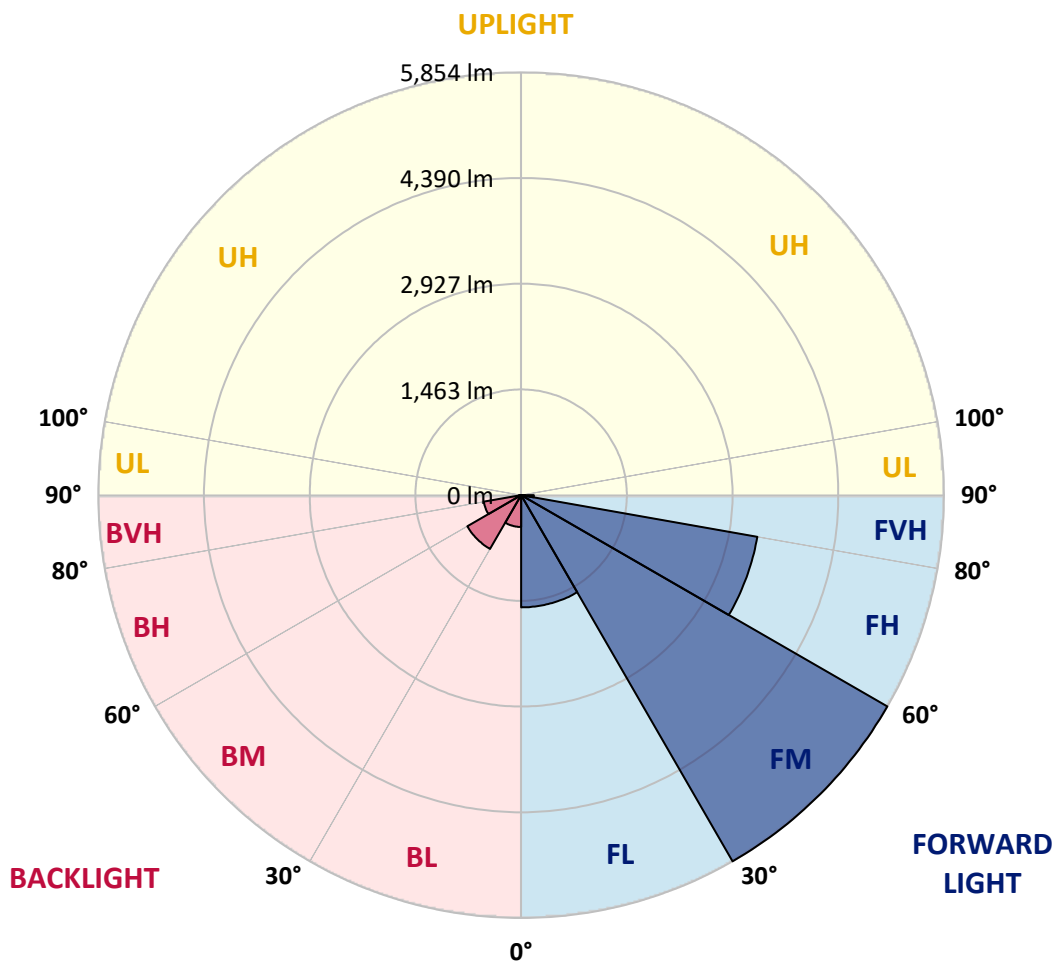
CATALOG NUMBER: EMM2-HTN-SA3B-750-U-T2U-HSS

LUMINAIRE CLASSIFICATION SYSTEM LUMEN TABLE AND BUG RATING:

Zone	Lumens	% Fixture	Zone Rating/Lumen Limit		
			B	U	G
FL (0°-30°)	1553.7	12.2			
FM (30°-60°)	5853.9	45.9			
FH (60°-80°)	3320.4	26.0			G2/5000
FVH (80°-90°)	174.8	1.4			G2/225
BL (0°-30°)	440.7	3.5	B1/500		
BM (30°-60°)	860.3	6.7	B1/1000		
BH (60°-80°)	525.5	4.1	B2/1000		G2/1000
BVH (80°-90°)	28.7	0.2			G1/100
UL (90°-100°)	0.0	0.0		U0/0	
UH (100°-180°)	0.0	0.0		U0/0	

BUG Rating: B2-U0-G2

Type II Short





REPORT NUMBER: P868514

CATALOG NUMBER: EMM2-HTN-SA3B-750-U-T2U-HSS

CANDELA DISTRIBUTION (FULL):

	0°	5°	15°	25°	35°	45°	55°	65°	73°	75°	85°
0°	2263.3	2263.3	2263.3	2263.3	2263.3	2263.3	2263.3	2263.3	2263.3	2263.3	2263.3
2.5°	2612.4	2597.3	2574.8	2556.1	2522.3	2477.2	2439.7	2390.9	2357.1	2345.9	2297.1
5°	2991.5	2972.7	2946.4	2901.4	2811.3	2758.7	2661.2	2548.6	2458.5	2439.7	2327.1
7.5°	3381.8	3374.3	3314.2	3246.7	3137.8	3021.5	2871.3	2694.9	2563.6	2533.5	2360.9
10°	3712.1	3678.3	3644.5	3580.7	3464.4	3299.2	3104.1	2860.1	2676.2	2627.4	2394.7
12.5°	3911.0	3899.8	3869.8	3794.7	3682.1	3539.5	3306.7	3021.5	2785.0	2717.5	2428.4
15°	4057.4	4068.7	4038.7	3989.9	3873.5	3738.4	3513.2	3190.4	2901.4	2822.6	2466.0
17.5°	4196.3	4188.8	4185.0	4128.7	4023.6	3888.5	3659.6	3329.3	3017.7	2931.4	2503.5
20°	4275.1	4278.9	4271.4	4248.8	4147.5	4016.1	3802.2	3494.4	3145.3	3047.8	2552.3
22.5°	4316.4	4331.4	4346.4	4342.7	4260.1	4158.8	3937.3	3625.8	3276.7	3175.4	2612.4
25°	4342.7	4353.9	4387.7	4432.8	4357.7	4275.1	4087.4	3783.4	3430.6	3314.2	2683.7
27.5°	4365.2	4380.2	4421.5	4489.1	4429.0	4380.2	4218.8	3918.5	3562.0	3456.9	2766.3
30°	4511.6	4530.3	4530.3	4564.1	4496.6	4485.3	4365.2	4079.9	3727.1	3614.5	2871.3
32.5°	4898.2	4860.6	4793.1	4759.3	4597.9	4601.7	4507.8	4241.3	3903.5	3790.9	3002.7
35°	5232.2	5232.2	5149.7	5040.8	4781.8	4729.3	4673.0	4455.3	4095.0	3986.1	3175.4
37.5°	5555.0	5558.8	5472.5	5378.6	5082.1	4894.4	4864.4	4661.7	4331.4	4203.8	3355.5
40°	5757.7	5780.2	5757.7	5686.4	5401.1	5183.4	5052.1	4894.4	4556.6	4459.0	3562.0
42.5°	5791.5	5836.5	5919.1	5941.6	5633.8	5442.4	5292.3	5134.6	4826.9	4718.0	3798.4
45°	5705.2	5720.2	5904.1	5930.4	5806.5	5648.9	5547.5	5416.2	5149.7	5055.8	4061.2
47.5°	5468.7	5438.7	5502.5	5731.4	5780.2	5772.7	5799.0	5735.2	5525.0	5404.9	4350.2
50°	4962.0	4973.2	5179.7	5457.4	5626.3	5817.8	5986.7	6058.0	5904.1	5784.0	4661.7
52.5°	4038.7	4091.2	4485.3	5142.2	5434.9	5787.7	6121.8	6362.0	6298.2	6181.8	4969.5
55°	3318.0	3396.8	3790.9	4635.4	5172.2	5641.4	6200.6	6681.0	6692.3	6602.2	5251.0
57.5°	2597.3	2661.2	3077.8	3851.0	4796.8	5412.4	6211.9	6955.0	7082.7	6977.6	5498.7
60°	2034.3	2079.4	2323.4	3209.2	4335.2	5085.9	6129.3	7172.7	7413.0	7334.1	5712.7
62.5°	1542.6	1576.4	1794.1	2537.3	3768.4	4703.0	5851.5	7251.6	7645.7	7570.6	5832.8
65°	1249.9	1279.9	1422.5	1993.1	3209.2	4260.1	5431.2	7071.4	7713.2	7645.7	5817.8
67.5°	1020.9	1032.2	1148.5	1553.9	2713.7	3760.9	4815.6	6602.2	7506.8	7503.0	5645.1
70°	825.7	855.8	953.4	1238.6	2255.8	3186.6	4098.7	5866.6	7060.1	7097.7	5299.8
72.5°	701.9	709.4	795.7	1024.7	1839.2	2586.1	3393.1	5018.3	6403.3	6433.3	4759.3
75°	593.0	604.3	668.1	829.5	1493.9	2053.1	2728.7	4053.7	5359.8	5487.5	4008.6
77.5°	510.5	514.2	559.3	683.1	1062.2	1542.6	2000.6	3040.3	4196.3	4286.4	3149.1
80°	401.6	409.1	457.9	540.5	739.4	1002.2	1381.2	2079.4	2803.8	2905.1	2180.7
82.5°	187.7	210.2	221.5	296.5	386.6	495.4	653.1	867.0	1268.6	1264.9	1017.2
85°	18.8	15.0	15.0	22.5	33.8	33.8	41.3	48.8	97.6	116.4	90.1
87.5°	0.0	0.0	0.0	3.8	7.5	7.5	7.5	11.3	11.3	11.3	11.3
90°	0.0	0.0	0.0	0.0	0.0	0.0	0.0	0.0	0.0	0.0	0.0



REPORT NUMBER: P868514

CATALOG NUMBER: EMM2-HTN-SA3B-750-U-T2U-HSS

CANDELA DISTRIBUTION (continued):

	90°	95°	105°	115°	125°	135°	145°	155°	165°	175°	180°
0°	2263.3	2263.3	2263.3	2263.3	2263.3	2263.3	2263.3	2263.3	2263.3	2263.3	2263.3
2.5°	2274.6	2240.8	2180.7	2124.4	2086.9	2056.9	2008.1	1978.0	1955.5	1925.5	1921.7
5°	2267.1	2207.0	2086.9	1985.5	1888.0	1805.4	1719.1	1666.5	1610.2	1583.9	1606.5
7.5°	2274.6	2177.0	1989.3	1835.4	1689.0	1557.7	1445.1	1373.7	1321.2	1294.9	1298.7
10°	2278.3	2150.7	1906.7	1692.8	1505.1	1351.2	1223.6	1126.0	1062.2	1047.2	1028.4
12.5°	2270.8	2116.9	1824.2	1553.9	1328.7	1159.8	1009.7	934.6	870.8	840.8	840.8
15°	2278.3	2090.6	1737.8	1426.3	1171.1	975.9	848.3	765.7	728.2	701.9	705.6
17.5°	2278.3	2068.1	1655.2	1302.4	1017.2	837.0	720.7	653.1	615.6	600.5	596.8
20°	2304.6	2049.4	1576.4	1186.1	882.0	713.1	619.3	566.8	536.7	521.7	514.2
22.5°	2323.4	2034.3	1505.1	1073.5	769.4	623.1	544.2	495.4	472.9	465.4	465.4
25°	2357.1	2030.6	1441.3	964.6	679.4	555.5	484.2	446.7	427.9	420.4	420.4
27.5°	2405.9	2038.1	1381.2	870.8	611.8	487.9	435.4	405.4	394.1	390.4	386.6
30°	2477.2	2071.9	1343.7	799.5	548.0	446.7	397.9	379.1	371.6	367.8	367.8
32.5°	2571.1	2131.9	1328.7	761.9	510.5	412.9	371.6	356.6	349.1	349.1	345.3
35°	2687.4	2199.5	1317.4	728.2	484.2	390.4	352.8	337.8	334.1	334.1	334.1
37.5°	2826.3	2270.8	1298.7	705.6	469.2	371.6	337.8	322.8	322.8	322.8	322.8
40°	2980.2	2375.9	1294.9	690.6	457.9	360.3	322.8	307.8	307.8	307.8	307.8
42.5°	3152.9	2488.5	1291.2	679.4	450.4	352.8	307.8	292.8	292.8	292.8	292.8
45°	3363.0	2631.1	1298.7	671.9	450.4	345.3	296.5	277.8	274.0	274.0	274.0
47.5°	3569.5	2766.3	1306.2	664.4	442.9	334.1	281.5	262.7	259.0	255.2	255.2
50°	3790.9	2905.1	1306.2	656.8	435.4	322.8	270.2	244.0	240.2	236.5	236.5
52.5°	4008.6	3021.5	1309.9	645.6	416.6	304.0	251.5	229.0	221.5	217.7	213.9
55°	4218.8	3145.3	1313.7	626.8	394.1	285.3	240.2	213.9	202.7	195.2	195.2
57.5°	4376.5	3246.7	1294.9	589.3	364.1	266.5	221.5	195.2	180.2	172.7	172.7
60°	4526.6	3310.5	1261.1	533.0	334.1	247.7	206.4	176.4	161.4	153.9	153.9
62.5°	4586.6	3321.8	1182.3	435.4	296.5	229.0	187.7	161.4	150.1	146.4	146.4
65°	4552.9	3273.0	1077.2	345.3	262.7	206.4	172.7	150.1	135.1	123.9	123.9
67.5°	4369.0	3104.1	934.6	274.0	229.0	187.7	157.6	135.1	120.1	108.8	108.8
70°	4019.9	2833.8	728.2	217.7	198.9	165.1	142.6	123.9	108.8	97.6	97.6
72.5°	3505.7	2458.5	529.2	183.9	172.7	146.4	127.6	112.6	97.6	90.1	90.1
75°	2890.1	1895.5	375.3	157.6	153.9	131.4	116.4	101.3	90.1	82.6	82.6
77.5°	2169.5	1321.2	292.8	138.9	135.1	120.1	105.1	93.8	82.6	78.8	75.1
80°	1445.1	818.2	221.5	105.1	101.3	93.8	86.3	78.8	67.6	60.1	60.1
82.5°	645.6	345.3	112.6	60.1	52.5	45.0	37.5	26.3	26.3	22.5	22.5
85°	67.6	45.0	22.5	15.0	15.0	11.3	11.3	11.3	7.5	7.5	7.5
87.5°	11.3	11.3	7.5	7.5	7.5	3.8	3.8	3.8	3.8	3.8	3.8
90°	0.0	0.0	0.0	0.0	0.0	0.0	0.0	0.0	0.0	0.0	0.0

LM-79-2019: Approved Method: Electrical and Photometric Measurements of Solid-State Lighting Products

Report Prepared for

Cooper Lighting Solutions

Streetworks

Report Number: SP1-2407-157-6

Test Date: 08/07/2024

Luminaire Tested: MEM2-HTN-SA-40-750-U-5WQ-2

Data in this report applies to families of products including MEM2-HTN-SA-40-750-U-5WQ-2

Test Information

Test Method: LM-79-2019
 Report Number: SP1-2407-157-6
 Test Lab: COOPER LIGHTING SOLUTIONS
 Photometer: SP1 - 76IN SPHERE
 Measurement Geometry: 4π
 Issue Date: 08/20/2024
 Manufacturer: COOPER LIGHTING SOLUTIONS
 Product Line: Streetworks
 Catalog Number: **MEM2-HTN-SA-40-750-U-5WQ-2**
 Description: Epic Modern Light Square 40W 5WQ Optic and Flare Trim

Spectral Parameters

CCT (K): 5094
 CIE u': 0.2082
 CIE v': 0.4867
 Duv: 0.0032
 CIE x: 0.3430
 CIE y: 0.3564
 CIE z: 0.3006
 Peak Wavelength (nm): 451
 Dominant Wavelength (nm): 568
 Purity: 9.86439
 Rf: 73.7
 Rg: 93

CRI (Ra):	72.0		
R1:	68.6	R9:	-39.6
R2:	78.1	R10:	47.6
R3:	84.6	R11:	68.2
R4:	71.6	R12:	41.4
R5:	69.6	R13:	70.4
R6:	69.4	R14:	91.4
R7:	80.9	R15:	61.4
R8:	53.1		



Test Conditions

Stabilization Time: 20M
 Operation Time: 1H 20M
 Sphere Temperature (°C): 24.2

REPORT NUMBER: SP1-2407-157-6

Measurement and Test Equipment			
Instrument	Identification Number	Calibration Date	Calibration Due Date
Photometer	IN0058	6/18/2024	12/18/2024
Power Meter	INXT2011004	2/8/2024	2/8/2025
AC Power Source	IN0063	10/24/2023	10/24/2024
DC Power Source	IN0208	10/24/2023	10/24/2024
Sphere Thermometer	IN0085	10/24/2023	10/24/2024
Room Thermometer	IN0046	10/24/2023	10/24/2024

REPORT NUMBER: SP1-2407-157-6

CIE 1931 Chromaticity Diagram



CIE 1931 Chromaticity Diagram with 2017 ANSI 7-Step and 4-Step Quadrangles



Point lies inside the ANSI 5000K 4-step quadrangle

REPORT NUMBER: SP1-2407-157-6

Photopic Flux vs. Wavelength



Photopic Lumens: NR

λ (nm)	Power W [^] /nm	Lumens (φ/nm)	λ (nm)	Power W [^] /nm	Lumens (φ/nm)	λ (nm)	Power W [^] /nm	Lumens (φ/nm)	λ (nm)	Power W [^] /nm	Lumens (φ/nm)	λ (nm)	Power W [^] /nm	Lumens (φ/nm)
360	0	NR	490	114	NR	620	361	NR	750	9	NR	880	0	NR
365	0	NR	495	145	NR	625	326	NR	755	8	NR	885	0	NR
370	0	NR	500	197	NR	630	294	NR	760	7	NR	890	0	NR
375	0	NR	505	259	NR	635	261	NR	765	6	NR	895	0	NR
380	0	NR	510	319	NR	640	232	NR	770	5	NR	900	0	NR
385	0	NR	515	373	NR	645	204	NR	775	4	NR	905	0	NR
390	0	NR	520	414	NR	650	179	NR	780	4	NR	910	0	NR
395	1	NR	525	445	NR	655	157	NR	785	3	NR	915	0	NR
400	3	NR	530	465	NR	660	136	NR	790	3	NR	920	0	NR
405	5	NR	535	482	NR	665	118	NR	795	2	NR	925	0	NR
410	9	NR	540	493	NR	670	102	NR	800	2	NR	930	0	NR
415	18	NR	545	505	NR	675	87	NR	805	2	NR	935	0	NR
420	36	NR	550	515	NR	680	75	NR	810	2	NR	940	0	NR
425	72	NR	555	527	NR	685	65	NR	815	1	NR	945	0	NR
430	134	NR	560	540	NR	690	56	NR	820	1	NR	950	0	NR
435	242	NR	565	550	NR	695	48	NR	825	1	NR	955	0	NR
440	407	NR	570	557	NR	700	41	NR	830	1	NR	960	0	NR
445	684	NR	575	561	NR	705	35	NR	835	1	NR	965	0	NR
450	988	NR	580	559	NR	710	30	NR	840	1	NR	970	0	NR
455	828	NR	585	551	NR	715	26	NR	845	1	NR	975	0	NR
460	473	NR	590	537	NR	720	22	NR	850	1	NR	980	0	NR
465	333	NR	595	516	NR	725	19	NR	855	0	NR	985	0	NR
470	232	NR	600	491	NR	730	16	NR	860	0	NR	990	0	NR
475	146	NR	605	461	NR	735	14	NR	865	0	NR	995	0	NR
480	113	NR	610	429	NR	740	12	NR	870	0	NR	1000	0	NR
485	106	NR	615	395	NR	745	10	NR	875	0	NR			

REPORT NUMBER: SP1-2407-157-6

Scotopic Flux vs. Wavelength



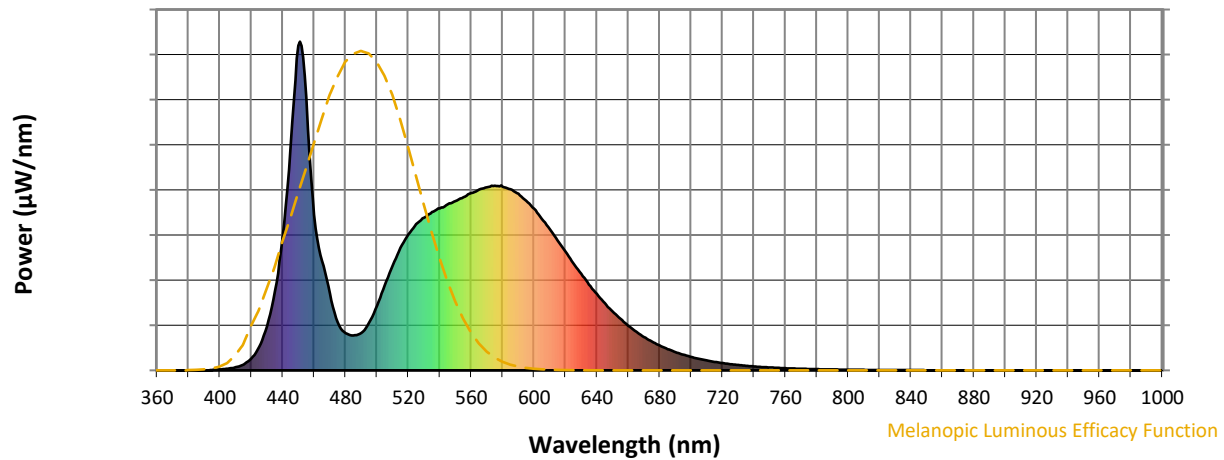
Scotopic Lumens: NR

S/P: 1.81

λ (nm)	Power W [^] /nm	Lumens (φ/nm)	λ (nm)	Power W [^] /nm	Lumens (φ/nm)	λ (nm)	Power W [^] /nm	Lumens (φ/nm)	λ (nm)	Power W [^] /nm	Lumens (φ/nm)	λ (nm)	Power W [^] /nm	Lumens (φ/nm)
360	0	NR	490	114	NR	620	361	NR	750	9	NR	880	0	NR
365	0	NR	495	145	NR	625	326	NR	755	8	NR	885	0	NR
370	0	NR	500	197	NR	630	294	NR	760	7	NR	890	0	NR
375	0	NR	505	259	NR	635	261	NR	765	6	NR	895	0	NR
380	0	NR	510	319	NR	640	232	NR	770	5	NR	900	0	NR
385	0	NR	515	373	NR	645	204	NR	775	4	NR	905	0	NR
390	0	NR	520	414	NR	650	179	NR	780	4	NR	910	0	NR
395	1	NR	525	445	NR	655	157	NR	785	3	NR	915	0	NR
400	3	NR	530	465	NR	660	136	NR	790	3	NR	920	0	NR
405	5	NR	535	482	NR	665	118	NR	795	2	NR	925	0	NR
410	9	NR	540	493	NR	670	102	NR	800	2	NR	930	0	NR
415	18	NR	545	505	NR	675	87	NR	805	2	NR	935	0	NR
420	36	NR	550	515	NR	680	75	NR	810	2	NR	940	0	NR
425	72	NR	555	527	NR	685	65	NR	815	1	NR	945	0	NR
430	134	NR	560	540	NR	690	56	NR	820	1	NR	950	0	NR
435	242	NR	565	550	NR	695	48	NR	825	1	NR	955	0	NR
440	407	NR	570	557	NR	700	41	NR	830	1	NR	960	0	NR
445	684	NR	575	561	NR	705	35	NR	835	1	NR	965	0	NR
450	988	NR	580	559	NR	710	30	NR	840	1	NR	970	0	NR
455	828	NR	585	551	NR	715	26	NR	845	1	NR	975	0	NR
460	473	NR	590	537	NR	720	22	NR	850	1	NR	980	0	NR
465	333	NR	595	516	NR	725	19	NR	855	0	NR	985	0	NR
470	232	NR	600	491	NR	730	16	NR	860	0	NR	990	0	NR
475	146	NR	605	461	NR	735	14	NR	865	0	NR	995	0	NR
480	113	NR	610	429	NR	740	12	NR	870	0	NR	1000	0	NR
485	106	NR	615	395	NR	745	10	NR	875	0	NR			

REPORT NUMBER: SP1-2407-157-6

Melanopic Flux vs. Wavelength



Melanopic Lumens: NR

M/P: 3.73

λ (nm)	Power W [^] /nm	Lumens (φ/nm)	λ (nm)	Power W [^] /nm	Lumens (φ/nm)	λ (nm)	Power W [^] /nm	Lumens (φ/nm)	λ (nm)	Power W [^] /nm	Lumens (φ/nm)	λ (nm)	Power W [^] /nm	Lumens (φ/nm)
360	0	NR	490	114	NR	620	361	NR	750	9	NR	880	0	NR
365	0	NR	495	145	NR	625	326	NR	755	8	NR	885	0	NR
370	0	NR	500	197	NR	630	294	NR	760	7	NR	890	0	NR
375	0	NR	505	259	NR	635	261	NR	765	6	NR	895	0	NR
380	0	NR	510	319	NR	640	232	NR	770	5	NR	900	0	NR
385	0	NR	515	373	NR	645	204	NR	775	4	NR	905	0	NR
390	0	NR	520	414	NR	650	179	NR	780	4	NR	910	0	NR
395	1	NR	525	445	NR	655	157	NR	785	3	NR	915	0	NR
400	3	NR	530	465	NR	660	136	NR	790	3	NR	920	0	NR
405	5	NR	535	482	NR	665	118	NR	795	2	NR	925	0	NR
410	9	NR	540	493	NR	670	102	NR	800	2	NR	930	0	NR
415	18	NR	545	505	NR	675	87	NR	805	2	NR	935	0	NR
420	36	NR	550	515	NR	680	75	NR	810	2	NR	940	0	NR
425	72	NR	555	527	NR	685	65	NR	815	1	NR	945	0	NR
430	134	NR	560	540	NR	690	56	NR	820	1	NR	950	0	NR
435	242	NR	565	550	NR	695	48	NR	825	1	NR	955	0	NR
440	407	NR	570	557	NR	700	41	NR	830	1	NR	960	0	NR
445	684	NR	575	561	NR	705	35	NR	835	1	NR	965	0	NR
450	988	NR	580	559	NR	710	30	NR	840	1	NR	970	0	NR
455	828	NR	585	551	NR	715	26	NR	845	1	NR	975	0	NR
460	473	NR	590	537	NR	720	22	NR	850	1	NR	980	0	NR
465	333	NR	595	516	NR	725	19	NR	855	0	NR	985	0	NR
470	232	NR	600	491	NR	730	16	NR	860	0	NR	990	0	NR
475	146	NR	605	461	NR	735	14	NR	865	0	NR	995	0	NR
480	113	NR	610	429	NR	740	12	NR	870	0	NR	1000	0	NR
485	106	NR	615	395	NR	745	10	NR	875	0	NR			

Summary

$R_f = 73.7$
 $R_g = 93$
 $CIE R_a = 72.0$
 $R_9 = -39.6$



Color Vector Graphics



Individual Sample Fidelity Index ($R_{f,i}$)

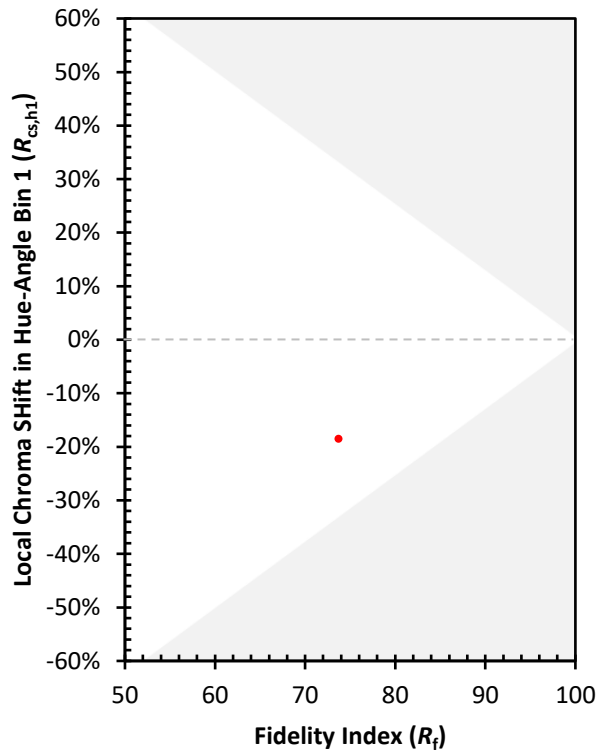
CES01 = 85	CES26 = 62	CES51 = 90	CES76 = 50
CES02 = 59	CES27 = 88	CES52 = 89	CES77 = 67
CES03 = 30	CES28 = 80	CES53 = 79	CES78 = 53
CES04 = 69	CES29 = 69	CES54 = 84	CES79 = 80
CES05 = 46	CES30 = 88	CES55 = 83	CES80 = 77
CES06 = 50	CES31 = 72	CES56 = 74	CES81 = 78
CES07 = 38	CES32 = 62	CES57 = 73	CES82 = 90
CES08 = 38	CES33 = 82	CES58 = 73	CES83 = 90
CES09 = 29	CES34 = 69	CES59 = 86	CES84 = 85
CES10 = 72	CES35 = 83	CES60 = 88	CES85 = 77
CES11 = 56	CES36 = 87	CES61 = 82	CES86 = 75
CES12 = 61	CES37 = 78	CES62 = 81	CES87 = 76
CES13 = 41	CES38 = 98	CES63 = 73	CES88 = 81
CES14 = 74	CES39 = 96	CES64 = 63	CES89 = 72
CES15 = 70	CES40 = 91	CES65 = 60	CES90 = 80
CES16 = 46	CES41 = 96	CES66 = 56	CES91 = 71
CES17 = 49	CES42 = 79	CES67 = 53	CES92 = 58
CES18 = 55	CES43 = 78	CES68 = 63	CES93 = 74
CES19 = 71	CES44 = 99	CES69 = 72	CES94 = 52
CES20 = 63	CES45 = 86	CES70 = 55	CES95 = 64
CES21 = 85	CES46 = 85	CES71 = 46	CES96 = 76
CES22 = 77	CES47 = 89	CES72 = 82	CES97 = 86
CES23 = 91	CES48 = 80	CES73 = 45	CES98 = 76
CES24 = 90	CES49 = 83	CES74 = 90	CES99 = 62
CES25 = 71	CES50 = 89	CES75 = 48	



Color Rendition by Hue-Angle Bin



Measure Comparisons



(END OF REPORT)